Yify hd movies

Continue

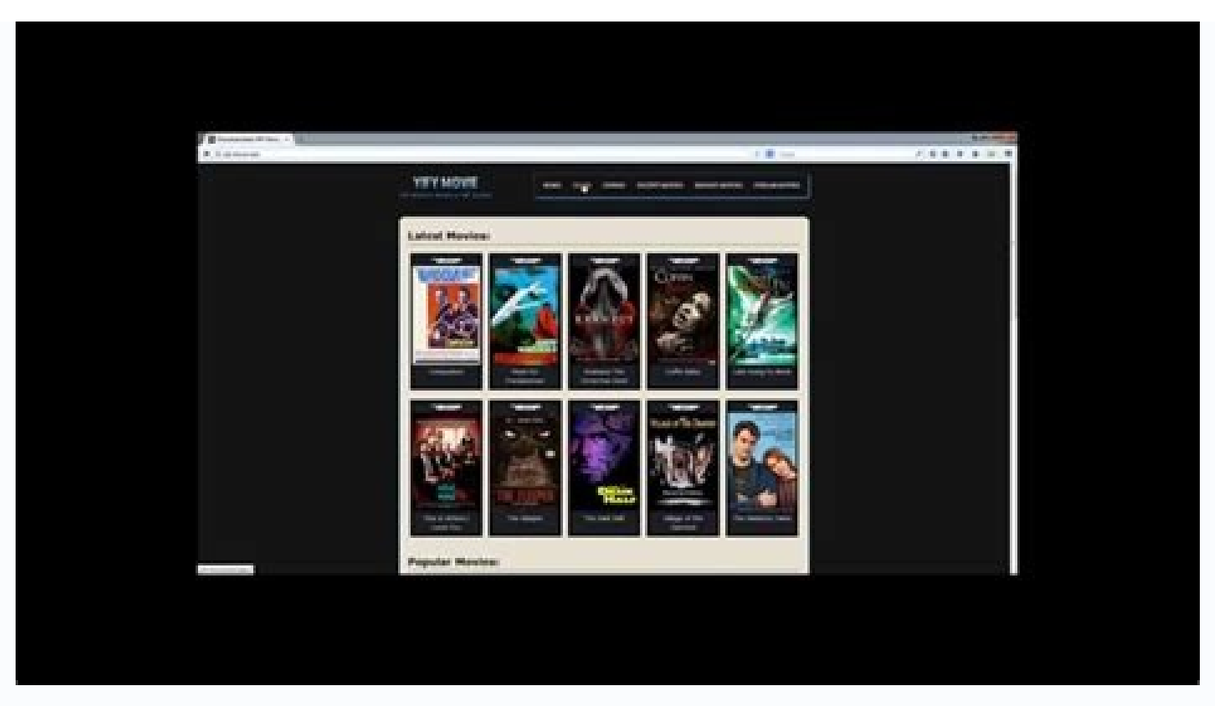

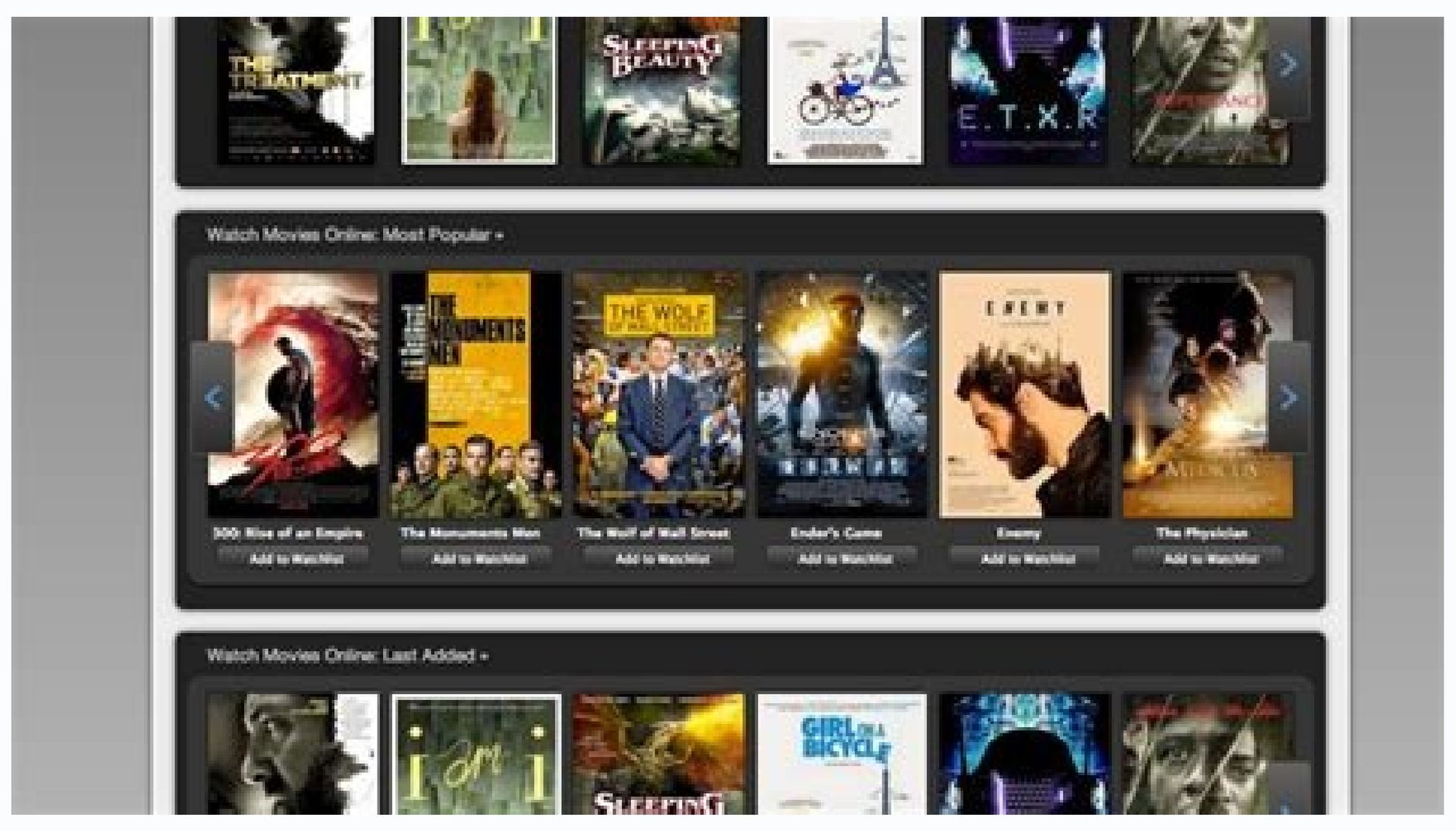

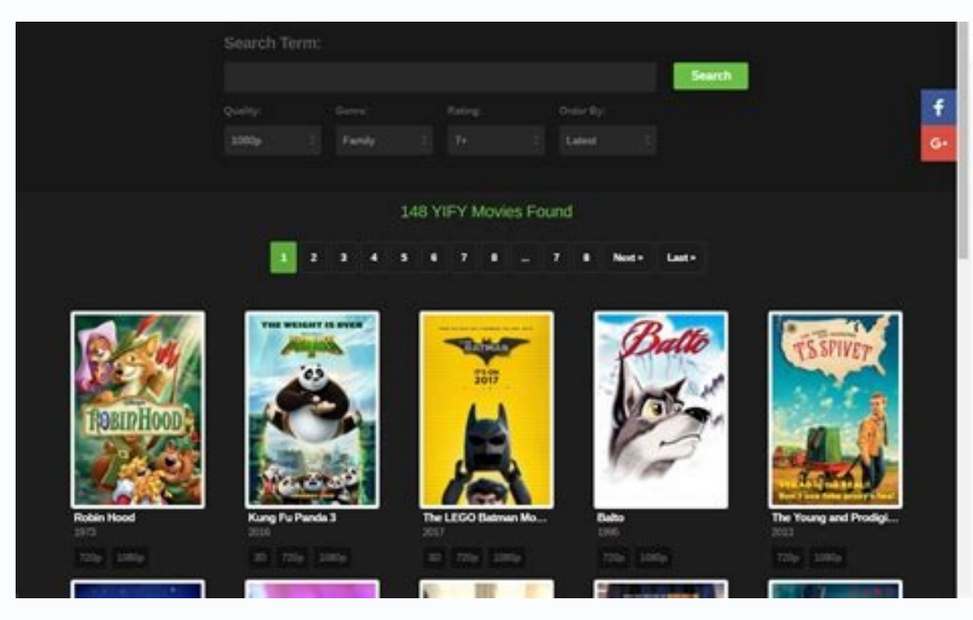

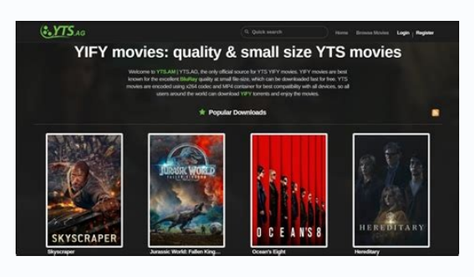

Loading video, please wait... Select playback quality: 720p BluRay 1080p BluRay 720p WEB 1080p WEB 2160p WEB 720p.BLU 1080p.BLU 720p.WEB 1080p.WEB 2160p.WEB If YIFY isn't for you, take a deep breath and lean in back. Many countries, including the United Arab Emirates, Australia, the United Kingdom, the United States, Canada, and India, have blocked the service for violating dozens of piracy laws. After The Pirates Bay closed, YIFY became the focus of media files. Founded by a student, YIFY quickly became the premier destination for high definition video. They rebranded YTS from YIFY to stay afloat. The team of a popular movie torrent site tried to change domains to YTS.to, YTS.re. The new domains could not collect kilometers because they were checked by the authorities. This has been the last resort for some of the most popular torrent sites this year. This is not the case with YIFY. You can use YIFY proxy list sites to access Yify torrent site. Or you can use VPN to unblock Yify torrent site. Note. TechWorm and the author do not endorse using YIFY, related domains or any other torrent sites/portals to download illegal material. We respect and support the original creators and their rights in their work. Use torrent sites, proxies and mirrors at your own risk and according to the laws of your region. YIFY Proxy List Sites 2022 Check out the best YIFY Proxy List Sites that can help you download YIFY torrents. All URLs are from different parts of the internet and work. You can unblock YIFY domains and mirror sites from anywhere in the world. YIFY proxy sites not working? There is a small chance that all websites on the YIFY proxy list will not work for you. Copyright and piracy laws are strict in some regions. The good news is that it won't stopLoading video, please wait... Select your viewing quality: 720p BluRay 1080p BluRay 720p WEB 1080p WEB 2160p WEB If you stream without a VPN, your ISP may see what you are streaming and may limit your connection and face legal penalties ! 720p.BLU 1080p.BLU 720p.WEB 1080p.WEB 2160p.WEB If YIFY isn't for you, take a deep breath and relax. Many countries, including the United Arab Emirates, Australia, the UK, the US, Canada and India, have blocked the service because it violates dozens of piracy laws. After The Pirates Bay closed, YIFY took center stage among the media. Founded by a student, YIFY has quickly become a popular high-definition video provider. They renamed YTS to YIFY to stay afloat. The team behind a popular movie torrent site tried to change domains to YTS.to, YTS.re. The new domains failed to gain momentum as they were scrutinized by the authorities. For several of the most popular torrent sites this year, this was the last option. This does not apply to YIFY. You can use YIFY proxy sites to access yify torrent site. Or you can use a VPN to unblock the Yify torrent site. Note. TechWorm and the author do not support the use of YIFY, related domains, or other torrent sites/portals to download illegal material. We respect and support the original creators and their rights to their work. Use torrent sites, proxies and mirrors at your own risk and respect the laws of your region. YIFY Proxy List Sites 2022 Check out the best YIFY proxy list sites that can help you download YIFY torrents. All URLs are from different parts of the internet and they work. You can unblock YIFY domains and site mirrors from anywhere in the world. YIFY proxy sites not working? There is a small chance that all sites from the YIFY proxy list will not work for you. Some regions have strict copyright and piracy laws. The good news is it won't stoprefrain from using YIFY proxies as this can be bypassed. ProxySite - Enter the URL of any site from the YIFY proxy list and start browsing. In addition, we can choose the location of the server from a dozen options. Ultrasurf is a program available for Windows, iOS and Android. A Chrome extension has been released. Download and turn on the wearable app. You will be redirected through a proxy server and then you will not be able to access YTS. How does YIFY proxy work? When you use a YIFY proxy server to visit a torrent site, there are three parties involved. First it's you, the proxy and the landing page, in this case YIFY Torrents. The proxy server is in a different location, which allows you to bypass the geographical restrictions of your region. If you route your traffic through the server, there are no local restrictions. Therefore, you have trouble-free access to YIFY torrents. YIFY Alternatives The YIFY proxies above are working, but you still can't find what you're looking for? Then check out the best YIFY alternatives. YIFY not working? YIFY won't open on your site and you think it's not working. This may not always be the case. There can be several reasons. First, the ISP blocks compliance with official orders. Another reason could be that the routing of the entire region is blocked by international companies. You can use this service to check if YIFY is not working. Shows previous failures, current status and user ratings. Is torrenting legal? The literal meaning of torrent is defined as the exchange of files over the Internet involving peers and seeds. First, he started the university's inter-dorm file sharing network. Torrent has grown into a file sharing meganet with millions of users every day. You'll find movies, TV shows, music and books, among other things. All of them are pirated and thus violate the copyright of the creators. TOOMovie Torrent Sites You Can Use How to download torrent files? To download torrents, you need to open their torrent file. They are available in .torrent format, which contains all the relevant information about the torrent you are downloading. And it can only be opened with special Torrent clients. Several newer download managers have also started to support torrent downloads. Don't worry, we have cross platform support for you. Install the app, open the torrent file and start downloading torrents without waiting for anything. Also Read - How to unblock torrent sites What is the current YTS site? The current YTS website is yts.mx Here you can download HD videos in the smallest size. You can trust these YIFY proxy list servers to access YIFY streams. Please note that this is not an exhaustive list. Newer YIFY mirrors and proxies will be released from time to time. Beware of impersonators pretending to be real YTS sites. You will notice a difference in the quality of the downloaded torrents. Also, fake websites will be full of unwanted ads. Show details Show details Show details Show details Show details Show details Show details Show details Show details Show details Show details Show details Show details Show details Show details Show details Show details Show details Show details risky and dangerous. You can be located in Jelgava, LATVIA and use: Â ()Â. Your IP address is 91.105.34.76. We strongly recommend all users to protect their devices with a VPN. GET Guard by Vita Updated May 17, 2021. Have you downloaded some foreign videos from YIFY/YTS and plan to watch them to pass the time. However, it's annoying that some of the videos don't have subtitles, so you might not be able to understand what you're seeing, which spoils the fun a bit. Apart from this part, there are many other reasons why peoplefor example, to download YIFY subtitles for YIFY movies and to learn a foreign language. So where to download YIFY subs and how to use them in YIFY movies? The following sections provide a comprehensive process. Also Read: How To Fix Samsung TV Subtitle Problem l Download Chinese Movies l Download Kickass Movies Add Subtitles to Movies Efficiently WonderFox HD Video Converter Factory Pro is a great option to add subtitles to movies. 1. Add video files with SRT and ASS subtitles; 2. Supports all popular video formats (MP4, MKV, AVI, MOV, MPG, etc.); 3. Support to extract subtitle files from videos, remove soft and hard subtitles; 4. User-friendly interface and simple operation; 5. Other useful optional features to enhance the visual experience. Part 2. How to play YIFY movies with YIFY subtitles Since you have downloaded and extracted subtitles from YIFY subtitle site, you can play YIFY movies with subtitles in different ways. Here we will explain the two most effective and popular options. Method 1: Add subtitles to video with HD Video Converter Factory Pro If you want to play the movie only with the downloaded subtitles, we recommend that you encode the subtitles so that you can play them more conveniently and efficiently. And you won't face the subtitle playback error that always happens with external subtitles. As an added bonus, if you want to watch a movie with subtitles on other devices, you don't need to transfer both the movie file and the subtitle file. WonderFox HD Video Converter Factory Pro is a good tool for adding subtitles to videos. It works for all video formats and provides quick and easy control. The output video quality is also kept at 100%. How to add YIFY/YTS subtitles to this software. Before you begin, download the free software to your computer. Step 1. Add the movie file. Open HD Video Converter Factory Pro, click Converter in the main interface, click Add Files in the new Video Converter interface,Import a video file. The software also allows you to import files using drag and drop. Step 2. Import the subtitle file. On the ribbon, click the T button under the imported video, press Add Subtitle and import the subtitle file. Step 3. Choose the output video format. Click the large format icon on the right and select the video format. You can choose MP4, MKV, MPG, MOV, WMV and other video formats or directly choose the device you want to play the movie on. There are profiles for all common digital devices. Step 4. Start the process. Click the inverted triangle icon below and select your video destination. Then click Run to export. If you want to play it as external subtitles, in other words, you can turn on or off the subtitles as you like, this way is more convenient for you. Step 1. Rename the subtitle file to the same name as the movie except for the extension. For example. The movie file name is Doctor.Foster.S02E04.720p.HDTV.x264-ORGANiC.mp4. The subtitle file should be Doctor.Foster.S02E04.720p.HDTV.x264-ORGANiC.srt on different file formats have different extensions. Step 2. Create a new folder and put the movie and subtitle files in it. Step 3. Play the movie in the media player and you can see the subtitles at the same time. In addition, most media players support adding subtitles and provide a button similar to the Subtitles button. A typical example is the VLC media player. You can also use it to play YIFY/YTS subscribers. Finally, we hope this tutorial on how to download YIFY subtitles and use YIFY subtitles will bring you a smooth and enjoyable movie experience. Experiences.